

## Reading at St Keyna

At St Keyna we use Read Write Inc Phonics (RWI) to give your child the best possible start with their English. We have put together a guide to explain how the RWI programme works together with some useful links.

Our English team consists of Mrs Elizabeth Montagu our English Lead, Mrs Claire Harris our Phonics Lead and Mrs Kathryn Chivers our RWI Co-ordinator. If you have questions about phonics, please contact school who can refer you to our team. Please take the time to read the following information as it will provide invaluable information as to how you can help and support your child in reading.

### How will RWI be taught?

All children are assessed regularly by Mrs Chivers, so they work in groups of children at the same level. This allows complete participation in lessons.

### Nursery

In the last term of Nursery, children are taught to say the sounds of letters with the help of mnemonics to blend sounds into words and read simple 'blending books'

### Reception

In Reception all children will learn how to 'read' the sounds in words and how those sounds can be written down.

Your child will learn to:

1. Read letters by their 'sounds'
2. Blend these sounds into words
3. Read the words in a story.

### Set 1 Speed Sounds

These are sounds written with one letter and taught in the following order, together with rhymes, to help children form the letters correctly and instantly recognise them ready for blending:

**m a s d t i n p g o c k u b f e l h r j v y w z x**

and sounds written with two letters (your child will call these 'special friends'):

**sh th ch qu ng nk ck kn wh ph**

- Check if your child can read these sounds. Make sure they say pure sounds like 'mmm', not letters names like 'em'. Watch the Sounds Pronunciation Guide video to help you.

<https://www.youtube.com/watch?v=TkXcabDUg7Q&t=2s>

## Handwriting phrases for helping your child to form letters

This works best if your child practises for a short time every day.

1. Show the picture side and air-write as you say the phrase.
2. Ask your child to practise in the air with you.
3. Using a sharp pencil and sat at a table, encourage your child to have a go.
4. Praise your child for their efforts.

- m Maisie, mountain, mountain  
 a round the apple, down the leaf  
 s slither down the snake  
 d round his bottom, up his tall neck and down to his feet  
 t down the tower, across the tower  
 i down the body, dot for the head  
 n down Nobby, over his net  
 p down the plait and over the pirate's face  
 g round her face, down her hair and give her a curl  
 o all around the orange  
 c curl around the caterpillar  
 k down the kangaroo's body, tail and leg  
 u down and under, up to the top and draw the puddle  
 b down the laces to the heel, round the toe  
 f down the stem and draw the leaves  
 e lift off the top and scoop out the egg  
 l down the long leg  
 h down the head to the hooves and over his back  
 r down his back and then curl over his arm  
 j down his body, curl and dot  
 v down a wing, up a wing  
 y down a horn, up a horn and under his head  
 w down, up, down, up  
 z zig-zag-zig  
 q round her head, up past her earrings and down her hair  
 x down the arm and leg and repeat the other side



- You can help your child to practise the Speed Sounds they have learnt with the Speed Sounds cards and the writing practise sheets that will be sent home.

### Using the flashcards

1. Ask your child to say the name of the picture, e.g. a-a-a-apple, sssssnake, getting quicker each time.
2. Help your child to say the sound hidden behind each picture, e.g. 's' is behind the snake. Repeat until your child can do this quickly.
3. Help your child to say the letter, getting quicker each time. If he or she needs a reminder, look at the picture side to help. When your child can say the sounds without checking the picture, increase the speed!



## Using the A4 Sound Sheet

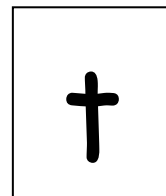


You'll see that each sound is drawn in the shape of a picture.

For example:

- 's' is in the shape of a snake
- 'd' is in the shape of a dinosaur
- 'a' is in the shape of an apple
- 'm' is in the shape of two mountains

Once your child can read Set 1 Speed Sounds confidently, he or she can learn to read words. First, your child is introduced to a toy frog called Fred. Fred can only say the sounds in a word and needs your child to help him read the word. So, when you hear your child say 'Fred Talk', you'll know this means sounding out the word. You can help your child to read words by following these steps:

1. Make up a word with three cards that your child can read quickly, e.g. c-a-t.




Point to and say the sounds, and then say the word. Ask your child to copy you. Muddle up the cards. Ask your child to make the word again, and then point to and say the sounds. Repeat with more 3-sound words, including some containing sounds made up of more than one letter, e.g. m-a-t *mat*, c-a-t *cat*, g-o-t *got*, f-i-sh *fish*, ch-a-t, sh-i-p, th-i-s.

2. Put out three cards. This time, ask your child to say the sounds. Help him or her to blend the sounds into the words, until your child can do it without help.

3. Repeat with some 4-sound words, e.g. b-l-i-p, f-r-o-g, g-r-i-n, s-t-o-p, j-u-m-p, h-a-n-d, b-l-a-ck.

Your child will bring home a Sound Blending Book to read to you, which will be changed twice a week. Ask your child to read each word in sounds (Fred Talk) and then say the word. Then, he or she can turn over and check if they're right. Your child will also choose a Free Choice Reading Book to help encourage the love of reading. This book can be changed regularly.




### Set 2 Speed Sounds:

**ay** (may I play) **ee** (what can you see) **e-e** (go Pete and Steve) **igh** (fly hig) **ow** (blow the snow) **oo** (poo at the zoo) **oo** (look at a book) **ar** (start the car) **or** (shut the door) **air** (that's not fair) **ir** (whirl and twirl) **ou** (shout it out) **oy** (toy for a boy)

### Set 3 Speed Sounds:

**ea** (cup of tea), **oi** (spoil the boy), **a-e** (make a cake), **i-e** (nice smile), **ie** (terrible tie), **o-e** (phone home), **u-e** (huge brute), **ue** (come to the rescue), **aw** (yawn at dawn), **au** (Paul the astronaut), **are** (care and share), **ur** (nurse with a purse), **er** (better letter), **ow** (brown cow), **ai** (snail in the rain), **oa** (goat in a boat), **ew** (chew the stew), **ire** (fire, fire), **ear** (hear with your ear), **ure** (sure it's pure), **tion** (it's a celebration), **tious/cious** (scrumptious delicious)

### Nonsense words (Alien words)



As well as learning to read and blend real words children will have plenty of opportunities to apply their sound recognition skills on reading 'Nonsense words'. These words will also feature heavily in the Year One Phonics Screening check usually in the summer term, although more recently due to Covid, it has been in the autumn term.

### Set 2 and 3 Speed Sounds Reading Book


A Speed Sound Reading Book will be given to your child to be kept in their book-bag. Ask your child to read the sound at the top of each page as quickly as he or she can. If your child hesitates reading a sound, use the picture on the left hand side as a reminder.

- Within all the books children will have Red and Green words to learn to help them to become speedy readers. Red words are words that are not easily decodable and challenge words to extend children's vocabulary. Green words are linked to the sounds they have been learning and are easily decodable.
- Your child will bring home decodable (Book Bag Books) Storybooks and Non-Fiction books to read to you which will be changed twice a week. Please ask your child to read the Green Words and Red Words on the inside of the cover before listening to them read the book. Your child will also choose a Free Choice Reading Book to help encourage the love of reading. This book can be changed regularly.

**My Set 2 and 3  
Speed Sound  
Reading Book**

Ask your child to say the sound at the top of each page. Use the picture to remind them if needed. Soon your child will be able to read the sound without the picture prompt.

Watch the Ruth Miskin Training Sound Pronunciation Guide Video to help your child practise saying the sounds.  
(just type Ruth Miskin Training Sound Pronunciation Guide Video into YouTube)



### Order of RWI Books

<u>Books</u>	<u>Speedy Green Words &amp; Red (Tricky) Words</u>
<b>Ditties 1-20</b>	Red (Tricky) Words in Ditties are listed below
<b>Red Ditty Books 1-10</b>	Speedy Words and Red (Tricky) Words in Red Ditty Books are listed below
<b>Ditties 21-40</b>	Red (Tricky) Words in Ditties are listed below
<b>Green Storybooks 1-10 Green Non-Fiction 1-5</b>	Speedy Words and Red (Tricky) Words in Green Books are listed below
<b>Purple Storybooks 1-10 Purple Non-Fiction 1-5</b>	Speedy Words and Red (Tricky) Words in Purple Books are listed below
<b>Pink Storybooks 1-10 Pink Non-Fiction 1-5</b>	Speedy Words and for Red (Tricky) Words in Pink Books are listed below
<b>Orange Storybooks 1-12 Orange Non-Fiction 1-5</b>	Speedy Words and Red (Tricky) Words in Orange Books are listed below
<b>Yellow Storybooks 1-10 Yellow Non-Fiction 1-5</b>	Speedy Words and Red (Tricky) Words in Yellow Books are listed below
<b>Blue Storybooks 1-10 Blue Non-Fiction 1-5</b>	Speedy Words and Red (Tricky) Words in Blue Books are listed below
<b>Grey Storybooks 1-13 Grey Non-Fiction 1-5</b>	Speedy Words and Red (Tricky) Words in Grey Books are listed below

## RWI Online

Your child will be given access to RWI online via [oxfordowl.co.uk](http://oxfordowl.co.uk) and will be able to log on with their username and password to read their class Storybook at home. This is the book he or she will have read at school three times with their reading teacher, so they should be able to read the story or non-fiction book confidently. There is a quiz at the end to see how they have understood the story.

## Reading Challenge

Everyday you read a decodable book (Book bag Book) with your child and record it in their Reading Record, it will count towards the 15 reads on our Rainbow Reading Challenge. All classes participate in this challenge and once your child reaches 15 reads, they get a certificate and receive a prize. Once they reach 120 reads, they receive a certificate and choose a brand new book from our Treasure Chest.



We have a Storytime every day at school to help encourage children to develop a love of books. Regularly reading a bedtime story to your child can also help open the doors to so many different worlds and give your child the tools to become independent life-long learners.

## Speedy Words and Red (Tricky) Words

It would really help your child if they practise the Red and Speedy Words below corresponding to their RWI decodable book.

Photocopy Ditties 1-20 Red (Tricky) Words					
I	me	the	of	head	

Photocopy Ditties 21-40 Red (Tricky) Words					
I	my	the	to	head	said

Red Ditty Books - Red (Tricky) Words					
for	he	I	my		
no	of	put	the		

Red Ditty Books - Speedy Words					
a	am	an	and	big	can
cat	dog	get	got	him	in
is	it	man	not	on	sat
sit	up	us	yes		

Green - Red (Tricky) Words					
all	be	he	I	my	
no	of	put	said	some	
the	you	your	we		

Green - Speedy Words					
bad	bag	bed	bit	black	
box	but	catch	cut	fat	
fish	had	have	his	hot	

leg	long	lot	lots	milk
mix	off	pink	red	ship
six	that	them	then	thin
this	went	will	with	

### Purple - Red Words

are	baby	go	he	I
me	my	no	of	paint
said	the	these	they	to
you	your	water		

### Purple - Speedy Words

at	back	bug	chips	cross
dad	did	full	has	hat
hid	help	job	left	let
log	lost	mat	mess	mum
next	ran	run	sand	sang
shop	stick	stop	swim	thing
wet				

### Pink - Red (tricky) Words

all	be	call	ears	echo
good	he	her	I've	like
makes	making	me	my	no
of	one	said	she	so
some	taller	the	to	want



we	winter	you		
----	--------	-----	--	--

**Pink - Speedy Words**

along	ask	best	cap	cool
day	drink	feel	follow	food
from	green	grow	hand	if
just	keep	last	might	must
night	own	pet	play	quick
rest	right	rock	say	sleep
smell	snow	sock	soft	stay
street	such	sun	three	throw
vest	way	well	when	yet

**Orange - Red (tricky) Words**

all	are	be	call	do
go	maid	me	my	maid
no	of	oil	old	our
said	she	so	some	the
they	to	was	wash	washes
wasn't	water	we	what	you

**Orange - Speedy Words**

about	away	birthday	boy	car
cold	cook	door	far	fair
feet	fight	first	floor	fright
frog	fox	girl	good	hair

high	house	join	jump	know
light	little	look	low	lucky
lunch	may	more	need	out
round	see	shirt	show	sing
skirt	slow	smart	sort	start
Sunday	teeth	tell	think	too
took	tree	which	yellow	

### Yellow - Red (tricky) Words

above	all	any	baby	ball
brother	call	down	fall	her
I'm	I've	love	of	one
said	saw	some	tall	their
there	they	to	wall	want
was	watch	watches	water	were
where	who	your		

### Yellow - Speedy Words

bath	began	being	below	body
bottom	bread	cannot	check	clock
creep	end	feeding	find	foot
funning	fresh	giving	glass	happy
head	himself	holiday	king	kitchen
kitten	knee	lay	lived	mind
much	narrow	plant	problem	pushed
seen	sell	send	sheets	shook

silly	slept	smooth	spread	spring
soon	still	story	sweet	thanks
tight	told	tomorrow	tonight	very
week	window	wrong		

### Blue - Red (tricky) Words

all	any	anyone	are	ball
brother	could	do	does	her
how	I'm	I've	of	one
once	other	over	people	said
saw	school	small	some	son
there	their	they	through	to
two	want	was	wash	wasn't
watch	water	were	what	where
who	whole	would	you	your

### Blue - Speedy Words (Fred in your head)

across	agreed	alone	almost	always
animal	apart	before	beginning	between
chance	children	choose	enjoy	fairy
fantastic	five	found	garden	ground
hard	hide	hole	home	horse
importantly	indeed	instead	least	leave
life	loud	made	make	marry
mistake	morning	name	place	please
poor	quite	really	same	smile

sound	stairs	stuck	suddenly	take
those	time	thirsty	together	unfair
until	upset	while	why	wrote

Grey - Red (tricky) Words

above	all	another	any	anyone
are	ball	bought	brother	buy
call	caught	come	could	do
does	everyone	father	great	here
love	many	mother	of	one
other	people	said	school	should
some	someone	talk	their	there
they	thought	through	to	two
walk	want	was	watch	water
wear	were	what	where	who
whole	worse	would	you	your

Grey - Speedy Words (Fred in your head)

adventure	afraid	amazing	angry
awful	because	behaviour	better
beware	bite	blue	boat
celebration	chair	clean	climb
coat	comfortable	complained	congratulations
crowd	dangerous	dear	delicious

dinosaur	dirty	doctor	doubt
enormous	everything	face	family
famous	fetch	forest	forget
Friday	heavy	horrible	inside
invisible	invitation	June	knew
knock	lake	land	largest
likes	listen	magic	mean
measure	middle	mixture	month
nearly	never	noise	nose
nurse	obvious	often	operation
owe	paper	parents	person
picture	pile	prepare	promise
pretty	ready	remember	rude
rules	safe	saw	scare
serious	shadow	silk	shout
space	spoke	square	station
straight	strange	stupid	terrible
these	tune	ugly	use
voice	white	year	