



## Year 2 Science - Animals including humans

### Vocabulary:

**Adult** - Fully grown animal or plant

**Offspring** - The child of an animal

**Lifecycle** - The changes living things go through to become an adult

**Survive** - To stay alive

**Diet** - The food and water an animal needs

**Exercise** - Physical activity to keep your body fit

**Germ**s - Tiny living things that cause disease

**Hygiene** - How we keep ourselves and our surroundings clean to stop germs spreading

**Nutrition** - The food needed to live

**Investigate:** Find out the answer to a question.

### Year 2 Groblox:

**S2A1:** I can give some examples of animals and their offspring

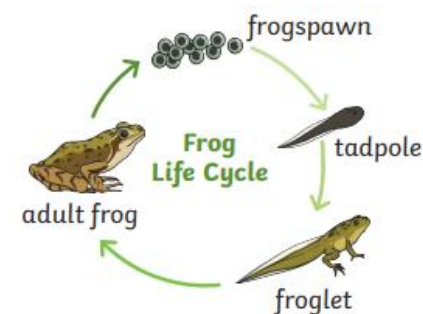
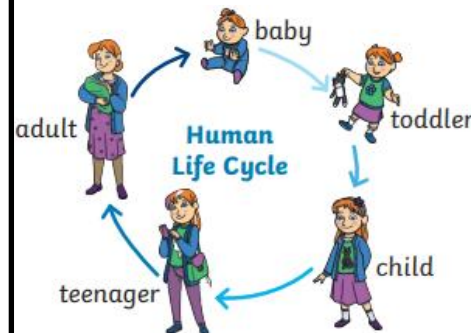
**S2A2:** I can tell you the three things an animal needs in order to survive (water, air and food)

**S2A3:** I can explain how exercise, hygiene and a balanced diet are important for humans to stay healthy

**S2A4:** I can explain how to investigate the effects of exercise on heart rate

### Previous Groblox:


**S1A1:** I can name some examples of fish, birds, reptiles, amphibians and mammals



### Groblox Assessment

Code	Date	Traffic Light	Teacher	Date	Traffic Light	Teacher
S2A1						
S2A2						
S2A3						
S2A4						

Eatwell Guide





## Year 2 Science - Materials and their properties

### Vocabulary:

**Materials:** What objects are made from

**Properties:** What a material is like and how it behaves

**Flexible:** Can be bent without breaking

**Rigid:** Can not be bent easily

**Transparent:** Something which is see through

**Opaque:** Something which is not see through

**Waterproof:** Something that keeps water out

**Absorbent:** Something that soaks up liquid

**Compare:** Say what is the same and what is different

**Investigate:** Find out the answer to a question.

### Year 2 Groblov:

**S2M1:** I can tell you which materials would be best for a particular job

**S2M2:** I can name objects whose shape can be easily changed by twisting, bending, stretching or squashing.



**S2M3:** I can name some objects whose shape can not be easily changed.

**S2M4:** I can talk about a simple investigation testing different materials to see which is the most absorbent or waterproof

### Previous Groblov:

**S1M2:** Identify and name a variety of everyday materials, including wood, plastic, glass, metal, water, and rock


**S1M3:** Describe the simple properties of a variety of everyday materials



### Groblov Assessment

Code	Date	Traffic Light	Teacher	Date	Traffic Light	Teacher
S2M1						
S2M2						
S2M3						
S2M4						

#### Materials:





## Year 2 Science - Plants

### Vocabulary:

**Leaves:** Catch sunlight to make food

**Stem:** Holds the plant up. Carries water and nutrients from the roots to the leaves and flowers

**Roots:** Take in water and nutrients from the soil. Holds the plant in the ground

**Flower/Petals:** Attracts insects and birds

**Temperature:** How warm or cold something is

**Germinate:** When a seed or bulb first starts to grow

**Seeds & Bulbs:** Plants grow from these and they have a store of food inside them



**Observe:** To look very carefully

**Record:** To write down

### Year 2 Groblov:

**S2P1:** I know that a plant needs water, air, light and a suitable temperature to grow healthily

**S2P2:** I can simply describe how a plant grows from a seed or bulb into a plant

**S2P3:** I can write careful observations about how a plant changes during growth

**S2P4:** I can record careful measurements of plants

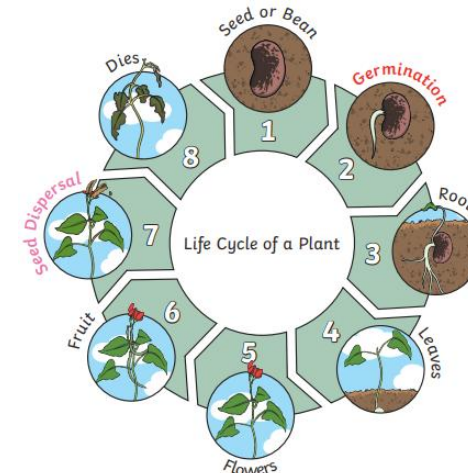
### Previous Groblov:

**S1P3:** I can label a plant with leaf/leaves, flower, stem and roots

**S1P4:** I can label the roots, trunk, branches and leaves of a tree

### Groblov Assessment

Code	Date	Traffic Light	Teacher	Date	Traffic Light	Teacher
S1P1						
S1P2						
S1P3						
S1P4						





## Year 2 Science - Living things & their habitats

### Vocabulary:

**Dead** - Used to be alive, but not now

**Alive/Living** - Things that move, breathe, grow, have babies, get rid of waste, eat



**M**ovement

**R**espiration

**S**ensitivity

**G**rowth

**R**eproduction

**E**xcretion

**N**utrition

(Y2 to begin to use MRS GREN vocabulary)

**Food chain** - Shows where each animal gets its food from

**Habitat** - The natural place where something lives

**Microhabitat** - A very small habitat (under a rock, on a leaf...)

**Record** - To write down

**Group/Classify** - Sort things by type

### Year 2 Groblox:

**S2L1:** I can give examples of things which are alive, dead or have never been alive

**S2L2:** I can give examples of plants and animals from cities, the ocean and a woodland

**S2L3:** I can give an example of a simple food chain starting with a plant

**S2L4:** I can gather and record data showing minibeasts living in a microhabitat and talk about the results

**S2L5:** I can sort plants and animals according to their habitat

### Previous Groblox:

**S1P1:** I can name 5 common plants

**S1A1:** I can name some examples of fish, birds, reptiles, mammals and amphibians

### Groblox Assessment

Code	Date	Traffic Light	Teacher	Date	Traffic Light	Teacher
S2L1						
S2L2						
S2L3						
S2L4						
S2L5						

**Food chains.** The arrows mean 'is eaten by'.

